

mouthfeel

for modified megaphone, voice, and lights

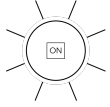
Alex Christie

(rev. 2019)

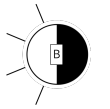
Notation Key



Light bulb off



Light bulb on




Light bulb blinking



Light bulb flickering (irregular)



Continue instructions (for performer)



Light bulb activity continues

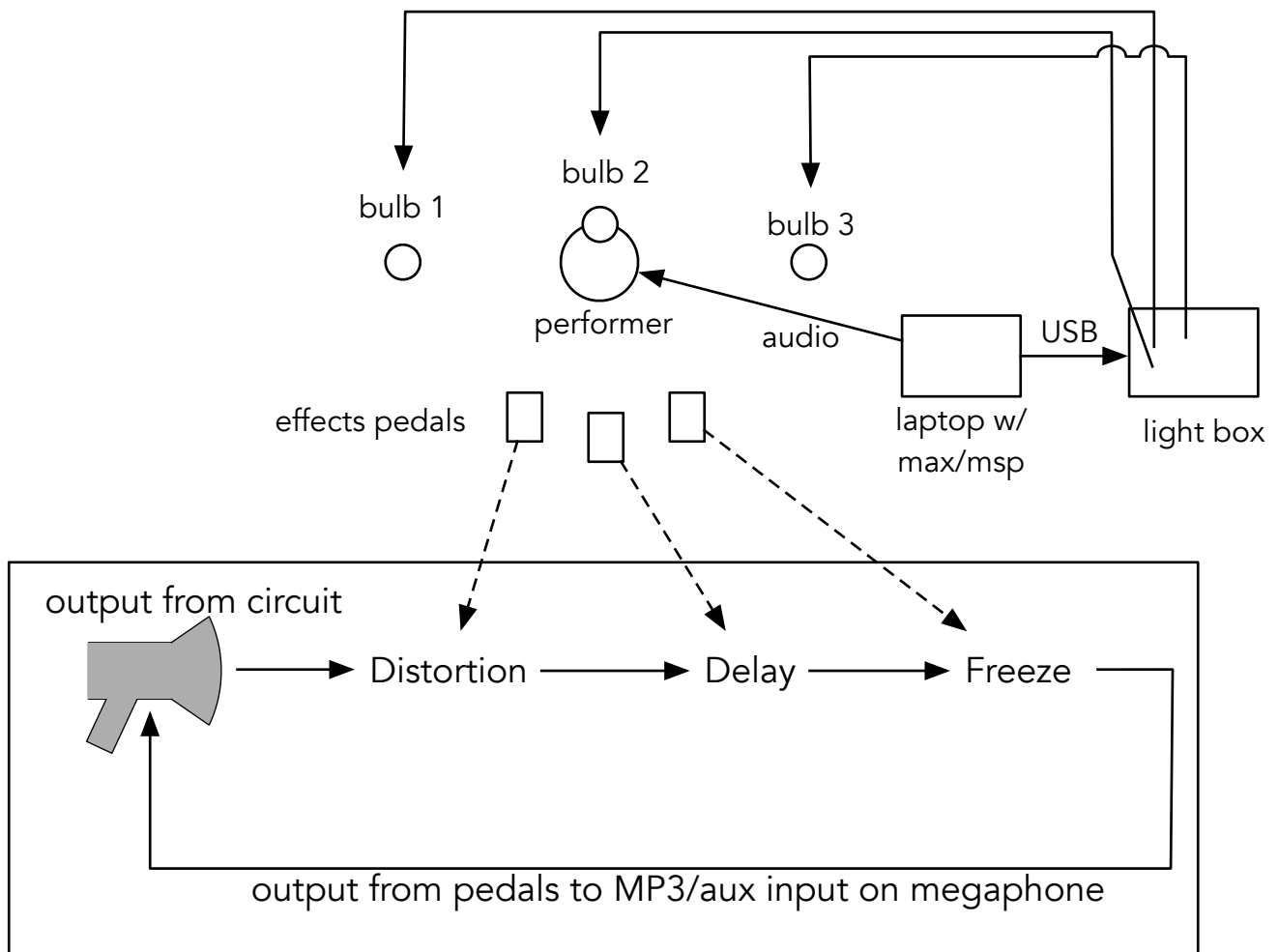
General Performance Instructions

mouthfeel functions simultaneously as a composition, an instrument, and an interactive system. It is an intermedia composition entirely dependent on the performer's musical and physical actions. *mouthfeel* presents a human-technology relationship that is contrary to how we tend to interact with contemporary technology (social media, mobile technology, service technology, information technology, etc. *mouthfeel* requires us to slow down our interaction and use and engage in direct and intentional ways. *mouthfeel* is also concerned with communication. It asks the performer to develop a new form of communication, one that is a hybrid human-machine configuration. The technology is not mastered by the human, it resists, sometimes cooperates, but maintains its own identity throughout. *mouthfeel* is the reconfiguration of human and technology, achieved in sound, light, and physical space.

Because of all of the above, *mouthfeel* requires an improvisatory and exploratory performance practice. The score and audio track help for specific cues, but the musical and physical phrases and gestures that emerge in the piece are guided by the performers exploration and interaction with the system. Performances will, and should, vary from time/place to time/place. The physical arrangement of *mouthfeel* is imperative to the piece. Set up the lights paying close attention to how shadows will be cast and how the space will be illuminated.

WARNING: Always plug the light box into a power strip with a surge protector. **DO NOT** plug it directly into the wall. **DO NOT** open the box when the power is on/box is plugged in. **ALWAYS** unplug the box before plugging/unplugging the lights, opening the box, or adjusting any of the wiring.

Note: each light bulb should be just far enough away from the performer so that they can **almost** touch it with the megaphone when fully extended/leaning towards that bulb. Bulb 2 is placed over the performer's head.



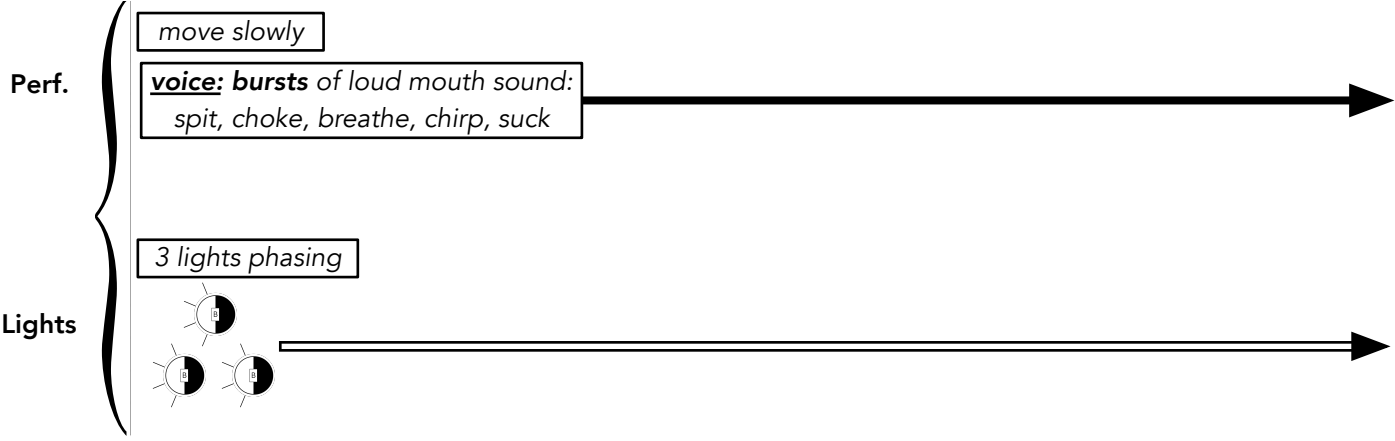


example setup/performance (MoxSonic 2019)

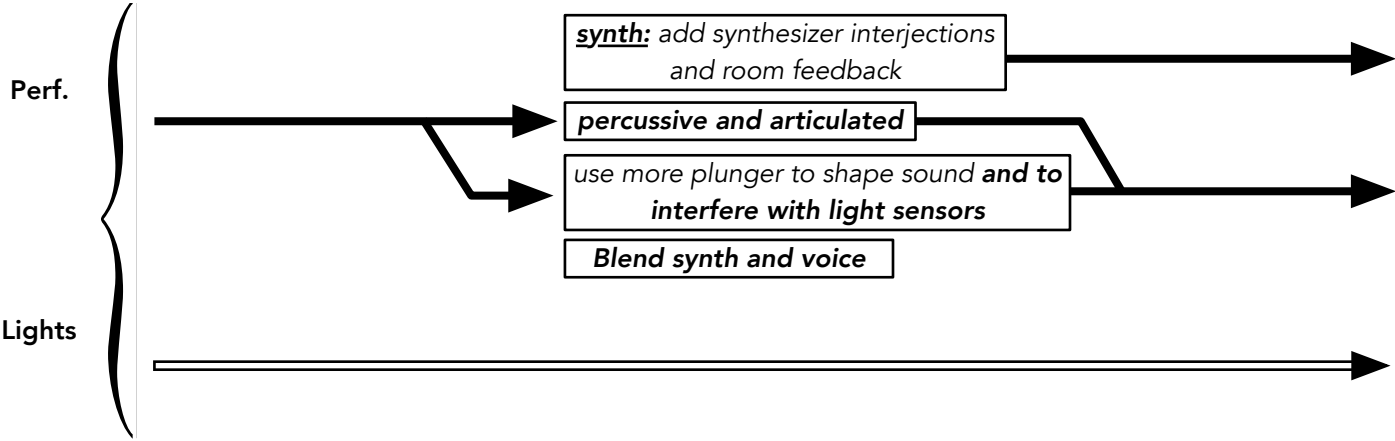
mouthfeel

for modified megaphone, voice, and lights

0:00 - - - - - 0:10 - - - - - 0:20 - - - - - 0:30



0:30 - - - - - 0:40 - - - - - 0:45 - - - - - 0:50 - - - - - 1:00



1:00 - - - - - 1:10 - - - - - 1:15 - - - - - 1:20 - - - - - 1:30

